



SHINING 3D

# EinScan Pro 2X V2

MULTIFUNCTIONAL  
HANDHELD 3D SCANNER







# **Produce High-Quality 3D Scans More Efficiently**

The EinScan Pro 2X V2 is the next generation of handheld 3D scanners, incorporating the latest technology based on feedback from thousands of users and the valuable input of SHINING 3D's R&D team. With increased speed and accuracy, this portable and versatile scanner will greatly improve the efficiency of high-quality 3D modeling.

# Versatile Scan and Align Modes

The available scanning modes include Handheld Rapid Scan, Handheld HD Scan, and Fixed Scan with or without a turntable. Additionally, there are multiple alignment modes such as feature alignment, marker alignment, texture alignment, turntable coded-targets alignment, global markers alignment and manual alignment.




# Modular Design

## Scans Objects of All Sizes

The EinScan Pro 2X V2 can capture objects of all sizes with ease. Whether you need to scan a car door or the intricate details of small industrial components, the EinScan Pro 2X V2 provides unmatched precision and efficiency for a variety of applications.

The Color Pack and Industrial Pack are optional add-ons for the EinScan Pro 2X V2, offering various scanning experiences and applications.



### Color Pack

Enables the EinScan Pro 2X V2 to capture full-color texture along with geometry.



### Industrial Pack

Enables the EinScan Pro 2X V2 to perform static automatic scans on a tripod for improved accuracy.



### Texture Mapper Lite

Download the free software Texture Mapper Lite to combine scanned data and photogrammetry using digital camera photos, and create a photorealistic texture 3D model.



# EXScan Pro: Powerful and Intuitive Software

The EinScan Pro 2X V2 comes with EXScan Pro software to ensure your scanning experience is as simple and user-friendly as possible, catering to both beginners and experienced users. It boasts a set of useful features for the Fixed mode, the Handheld mode, and for the Post-processing workflow.

## Fixed Scanning

- ✓ One-click Scan
- ✓ Background Cutting
- ✓ Real-time Marker Recognition

## Handheld Scanning

- ✓ Auto Cutting Plane
- ✓ Marker/ Point Cloud Editing
- ✓ Flexible Point Distance
- ✓ Scan Rewind
- ✓ Data quality indicator

## User-Friendly Post-Processing

- ✓ Hole-filling
- ✓ Mirror
- ✓ Scale
- ✓ Object Mover
- ✓ Quick Alignment
- ✓ Marker/ Point Cloud  
/ Mesh measurement
- ✓ Multiple Data Display types
- ✓ Model Display

## Overall

- ✓ Texture Mapper Lite
- ✓ Free Shining3D digital cloud space
- ✓ Supports 3Dconnexion SpaceMouse



# EXModel

EXModel is a powerful bridge that simplifies CAD modeling from 3D scanning to manufacturing. With the integration of EXScan Pro, you can now seamlessly import data to EXModel with a single click after completing a scan. EXModel offers a comprehensive set of tools that enable you to create professional-grade CAD digital models that are compatible with your CAD software.



Effortless Mesh Processing



Precision CAD Creation

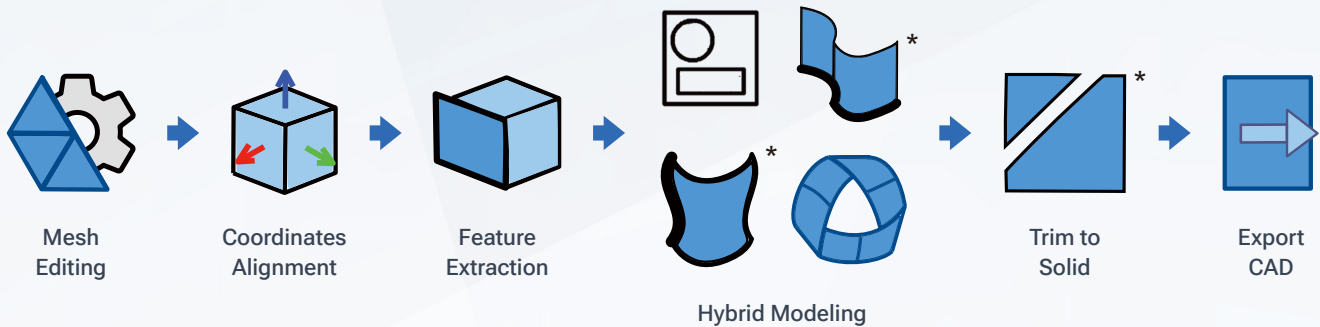



Enhanced Data Utilization



Cost-Effective Solution

## Workflow



\*30 days Free Trial is available to apply to EXModel.

\*Function features marked with asterisk are available in EXModel Pro.

# Multiple Applications




## Reverse Engineering

The EinScan Pro 2X V2 can achieve high-accuracy scanning in fixed mode, with a single-shot accuracy of up to 0.04mm. The high-quality data makes reverse engineering a breeze.



## Art & Heritage

The EinScan Pro 2X V2 can help you easily digitize artifacts, sculptures, and artworks. With the Color Pack add-on, you can obtain lifelike and realistically reproduced 3D models, accompanied by rich details.



## Education & Research

Whether you want to scan anatomical models, work on DIY projects, or explore the world of Jurassic dinosaurs, the EinScan Pro 2X V2 is ready to assist you in the classroom.



## Virtual Display

Using EinScan 2X V2, you can efficiently create detailed and vivid digital replicas. Use your 3D models for special effects, e-commerce, video game development, and more.

# TECHNICAL SPECIFICATIONS

## EinScan Pro 2X V2

Scan mode	Handheld HD Scan	Handheld Rapid Scan	Fixed Scan with Turntable (with Industrial Pack add-on)	Fixed Scan without Turntable (with Color Pack add-on)
Scan accuracy	up to 0.045 mm	up to 0.1 mm	0.04mm (single-shot accuracy)	
Volumetric accuracy*	0.3 mm/m (with markers)		/	
Depth camera resolution	1.3 MP		1.3 MP	
Point distance	0.2 ~ 2 mm		0.16 mm	
Scan speed	10 fps 3,000,000 points/s	30 fps 1,500,000 points/s	Single Scan < 1s	
Scan range	150 x 120 mm ~ 250 x 200 mm			
Depth of field	300 ~ 500 mm			
Working distance	400 mm			
Light source	LED			
Alignment modes	Marker Alignment, Texture Alignment, Feature Alignment, Hybrid Alignment	Marker Alignment, Texture Alignment, Feature Alignment, Hybrid Alignment	Turntable Coded Targets Alignment, Feature Alignment, Markers Alignment, Manual Alignment, Global Markers Alignment	Markers Alignment, Feature Alignment, Manual Alignment, Global Markers Alignment
Texture acquisition	Yes (with Color Pack add-on)			
Outdoor operation	Yes (avoid direct sunlight)			
Special scan object	For the transparent, highly reflective or some dark objects, please spray powder before scanning			
Included software	EXScan Pro			
Printable data output	Able to export watertight 3D model directly to 3D printing			
Output formats	OBJ; STL; ASC; PLY; P3; 3MF			
Weight	1.13 KG (include the USB3.0 cable)			
Operating temperature range	0 ~ 40°C			
Operating humidity range	10 ~ 90%			
Connection	USB 3.0			
Supported OS	Win7; Win8; Win10; (64bit)			
Recommended PC configuration	Graphics card: NVIDIA GTX/RTX series cards, higher or equal to GTX 1080; Video memory: ≥4G; Processor: i7-8700 or higher; Memory: ≥64G			
Required PC configuration	Graphics card: Equal or higher than NVIDIA Quadro card P1000 or NVIDIA GTX660; Processor: intel (R) Xeon E31230, intel (R) i5-3470, intel (R) i7-3770; Memory: ≥16G			

[1]. Volumetric accuracy refers to the relationship between 3D data accuracy and object size; the accuracy is reduced by 0.3mm per 100cm.

The conclusion is obtained by measuring the center of sphere under marker alignment.

[2]. Select this alignment when scanning objects with rich geometrical features on the surface.

[3]. Hybrid alignment means marker alignment and feature alignment can be switched automatically.

[4]. This alignment needs Color Pack assisting, and requires rich color texture information on the surface of the object.

SHINING 3D reserves the right to explain any alteration of the specifications and pictures. Please refer to [einscan.com](http://einscan.com) to find more information.

EinScan Pro 2X V2-EN 20241010-V1.2

주식회사 프로토테크